



RESIDENTIAL SERIES


Every home deserves a Hörmann door

HÖRMANN

Residential Series Doors



- 01 About Hörmann
- 03 DesignLine Wooden doors
- 15 LX Luxury Door Range
- 23 Proguard Main Entrance Door
- 27 Thermo 46 Entrance Door
- 29 Premium Residential Door
- 33 Fire Door
- 34 Glazed Fire Doors
- 35 Fire-Rated Sliding Doors
- 36 Fire Rated Rolling Shutter
- 37 Smart Access Controls
- 38 Hardware Specifications
- 39 Technical Specifications
- 40 Our Presence

 Wooden Door

The largest door manufacturer in India

Shakti Hörmann is a renowned leader in door manufacturing, providing a wide range of high-quality solutions tailored to the Indian market. With over 30 years of experience, our commitment to innovation and craftsmanship has established us as a trusted name in the industry. Our doors, suitable for commercial, industrial, and residential applications, are designed to exceed expectations in both functionality and aesthetics.

Supported by a nationwide network of Partners and Hörmann Experience Centers, we ensure prompt and efficient support for architects, builders, and homeowners across India. Choose Hörmann for doors that embody quality, reliability, and innovation, setting the standard in the Indian market.



GREEN PRACTICES FOR A BRIGHT FUTURE!

Hörmann Doors are GreenPro Certified, following sustainable and eco-friendly practices. As India's leading door manufacturers, we have set a precedent in the industry.

LONG-LASTING. GUARANTEED. All doors are developed and manufactured by Hörmann. Rigorous endurance tests under real-world conditions ensure that each product meets the high standards of Hörmann quality. With uncompromising quality assurance, you can trust that a Hörmann doors will provide years of reliable service.

OUR MANUFACTURING PLANTS

- Hyderabad
- Jaipur

A PIONEER IN HIGH PERFORMANCE DOORS FOR HOME & INDUSTRY



30

30 years' Presence in India

40

40 Countries Worldwide



6000+ Workforce

100

100+ Sales Subsidiaries across 90 Countries



State-of-the-art Manufacturing Facilities



DesignLine WOODEN DOORS

Premium Wooden Doors for Commercial and Residential Solutions

Set the tone of your interior style! Whether you're seeking internal doors for your apartment that seamlessly blend with your home's aesthetic or enhancing commercial spaces, prepare to be captivated by our high-quality Durat surface finish. With vibrant colors, meticulously replicated timber decors, and rich textures, our doors offer a striking appeal.



Extremely
impact-resistant



4Protect
edge guard



No fingerprints



Frame with
airtightness seal



Vibrant
colour coating



Extremely
impact-resistant



4Protect
edge guard




No fingerprints

DESIGNLINE - TEXTURE

This surface stylishly combines a feeling of real wood with ease of care. Each door leaf is intricately embossed with a 3D wood grain texture, bringing the authentic feel of wood to your fingertips.


COLOURS AND DECOR




Alpine Oak




Wild Oak



Grey Oak




Lite Oak




Dark Oak



Lite Walnut



Dark Walnut



Dark Teak



Extremely
impact-resistant



4Protect
edge guard



No fingerprints


DESIGNLINE - ULTRA MATT

This particularly elegant surface finish will impress even the most discerning customers in terms of both aesthetics and feel. Ultra matt combines high resistance to fingerprints and other soiling with an exquisite matt deluxe appearance in a previously unattainable matt finish.

COLOURS AND DECOR



Taupe



Anthracite Grey



**Extremely
impact-resistant**



**4Protect
edge guard**




No fingerprints

DESIGNLINE - SLATE

We recommend this textured surface finish for a modern yet cosy interior design. The light-shadow contrast on the raised texture gives it a very pleasant and natural vibrant appearance.


COLOURS AND DECOR



Taupe



Dusty Grey



Anthracite Grey



Extremely
impact-resistant



4Protect
edge guard



No fingerprints

DESIGNLINE - LINEN

With its fine, tangible structure, the Linen surface finish blends particularly well with wood shades and suits a sophisticated, rustic-modern decorative style. At the same time, the surface is robust and easy-to-clean.

COLOURS AND DECOR



Taupe



Dusty Grey



Anthracite Grey



**Extremely
impact-resistant**



**4Protect
edge guard**



No fingerprints

DESIGNLINE - STRIPE

The Stripe style with embossed grooves offers you a tasteful design with a little something extra. Flush closing doors and rebated doors with angular edges are equipped with the high-quality 4Protect edge guard as standard.

COLOURS AND DECOR



Traffic White



Dusty Grey



LX1

Luxury Entrance Doors

Discover the epitome of sophistication and strength with Hörmann luxury entrance doors. Transform your home with the warmth and elegance of premium finishes, while benefiting from the added strength of steel. The LX series is a testament to versatility, combining timeless elegance and robust functionality.



Ideal for main entrances, the LX Series doors make a grand statement, setting the tone for the elegance and security that lies within your home. Whether you're aiming for a classic or contemporary look, the LX doors effortlessly adapt to various architectural styles, making them the perfect choice for your homes.



TERMITE RESISTANT



WEATHER PROOF




MAINTENANCE FREE


LX 2



LX 3



LX 4



LX 5





LX 6

ENTRANCE DOOR WITH SIDE LITE

Premium entrance system for community living. Door with electronic access locks and digital door viewer.



PROGUARD, THE 3-IN-1 DOOR FOR YOUR HOME!

- Security of a grill door
- Clear view of a glass door
- Convenience of a mesh door

THE MESH THAT LETS IN THE FRESH AIR

ProGuard mesh door is a revolutionary product from Hörmann. It lets in the outside air and is ideally suited for improving air circulation without compromising on security.

PROGUARD
MAIN ENTRANCE DOOR

'MESHMERIZING' VIEW MAXIMUM SECURITY

ProGuard Mesh Doors from Hörmann – India's leading manufacturers of Doors, improves ventilation and keeps out mosquitoes and pests. Offering a clear view while providing complete security, ProGuard is available in a combo set of Leaf, Frame, and Mesh.





The door with an added advantage

ProGuard serves a double purpose by keeping out mosquitoes and pests while acting as a security barrier. As the name suggests, it guards your home from intrusions and can withstand tremendous impacts and even attacks with knives and metal bars*.



Better Ventilation



Insect Barrier



Ultimate Security



Clear Outside View


AVAILABLE SIZES

1050 x 2100 mm
 1100 x 2100 mm
 1200 x 2100 mm
 1050 x 2200 mm
 1100 x 2200 mm
 1200 x 2200 mm


SCREEN SYSTEM TESTING

V Knife Shear Test - Australian Standard AS 4501
 Dynamic Impact Test - Australian Standard AS 5039/AS5041
 Salt Spray Test - International Standard ASTM B 117
 Qualicoat Standards


WOOD GRAIN




Natural Teak



Modern Walnut



Dark Mahogany



Moorish Teak



THERMO DOOR PREMIUM ENTRANCE DOOR

THERMO 46

FRONT AND SIDE ENTRANCES THAT GIVE A CLASSY LOOK

Thermo 46 is the perfect choice for your home and comes with a residential internal door in a vestibule form. These doors have the same matching color on both sides, external and internal.

BREAK-IN-RESISTANT LOCKING. For you and your family, being able to rest easy in your own home is important. This is why our Thermo46 doors are equipped with multiple-point locking as standard. And with the standard soft lock latch, the doors also close very quietly.

FOR INCREASED SECURITY. With the optional RC 2 security equipment, our entrance doors make it especially difficult for burglars to break into your home. This protects your home from break-in attempts. Additionally, the certified security features are not visible on the door, unlike with many competitor solutions.



RC 2 security
Optional




Tested and certified



High thermal insulation
U_f-value of up to 0.87 W/(m²·K)

AVAILABLE SIZES

1000 x 2100 mm
1000 x 2400 mm
1050 x 2100 mm
1200 x 2100 mm
1050 x 2400 mm
1200 x 2400 mm



PREMIUM RESIDENTIAL DOOR

Crafted with precision and style, Hörmann's premium residential doors, featuring GRAINTEK®, redefine luxury living. Engineered for durability and security, each door incorporates state-of-the-art features to safeguard your home while enhancing its aesthetic appeal. With GRAINTEK®'s innovative finish, these doors offer a unique blend of elegance and robustness. Trust Hörmann to elevate your home's entrance with unparalleled sophistication and strength, ensuring both beauty and security for your residence.

GW SERIES

GRAINTEK® : Steel Door - Wood Stained

GP SERIES


GRAINTEK® : Steel Door - Powder Coated

PC SERIES


Plain : Steel Door - Powder Coated

Applications - Main entrance, Bedroom, Bathroom, Balcony


WOOD GRAIN




Natural Teak



Modern Walnut




Dark Mahogany




Moorish Teak


POWDER COATED




RAL 9010



RAL 1013



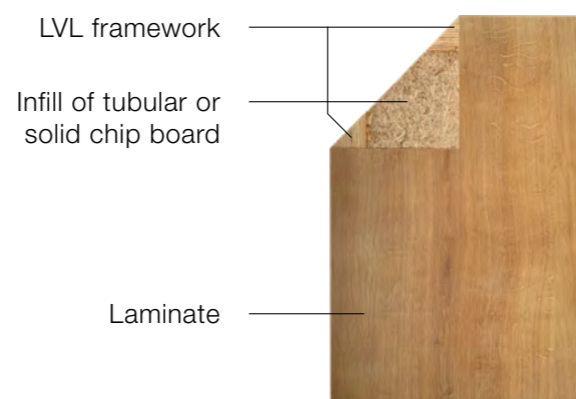

RAL 7035



RAL 7040



RAL 8017



- 1** 40 mm thick wooden shutter with extruded hollow core tubular particle board
- 2** Concealed Hinge
- 3** Lock Package

Natural Wood Frame

S.No.	Frame Profile Size A x B mm
1	90 x 50 mm
2	115 x 50 mm
3	140 x 50 mm

Natural Wood Frame with Architrave

S.No.	Frame Profile Size A x B mm
1	90 x 50 mm
2	115 x 50 mm
3	140 x 50 mm

Architrave	Size C x D mm
AO	10 x 40 mm 10 x 60 mm(Optional)
AI	10 x 20 mm

Available Options

- Mahogany
- African Teak
- Steam Beech

Note: Frames are polished and will not be similar to the chosen laminate finish. Variations can be expected.

Steel Frame with airtightness seal

Steel Frame with Architrave and airtightness seal

Steel Frame

Steel Frame with Architrave

Note: Steel frames are all Galvanized and available in GRAINTEK® texture, in wood stained or Powder coated finishes and may not have the exact similarity to the chosen laminate finish. Variations can be expected.

Shutter Specification	Steel Shutter	Wooden Shutter
Material	GI	Prelaminated Fiber Board
Door leaf thickness	46 mm	40 mm
Infill	Honeycomb Minerwool	LVL framework with infill of tubular or solid chip board



Fire Door for Emergency Exits

Fire Doors are essential for ensuring maximum safety during emergencies by providing robust and reliable fire exit solutions. Engineered with precision, these doors are crafted to withstand high temperatures and effectively contain flames and smoke, allowing occupants crucial time to evacuate safely. Hormann Fire Doors adhere to stringent safety standards, including BIS ISI marking and a fire rating of 120 minutes, making them a vital addition to any building's safety infrastructure. They offer peace of mind and reliable protection in critical situations.



Glazed Fire Doors for Lift Lobbies and Refuge Areas

Hörmann Glazed Fire Doors for lift lobbies and refuge areas, offer fire rating solutions of 2 hours as per IS 3614 : 2021 and NBC 2016, for protection of precious human lives and property. These doors are available in single and double leaf swing configurations, optimizing convenience, safety, and security. Additionally, they provide excellent fire resistance, while allowing natural light to enhance spaces. As an added benefit, these doors are more energy efficient compared to conventional doors. Their robust design ensures durability and reliable performance in emergency situations.



Fire-Rated Sliding Doors for Main Lobby and Lift Lobby Areas

Hörmann Fire-Rated Sliding Doors are the perfect blend of style and functionality for lobby areas, offering a seamless entry experience with a touch of elegance. These doors are designed to operate smoothly and quietly, ensuring a welcoming atmosphere while managing high foot traffic efficiently. With advanced sensor technology and robust security features, Hörmann Auto Sliding Doors enhance the aesthetic appeal and safety of any lobby, providing a sophisticated and reliable solution for modern buildings.



Fire Rated Rolling Shutter for Basements

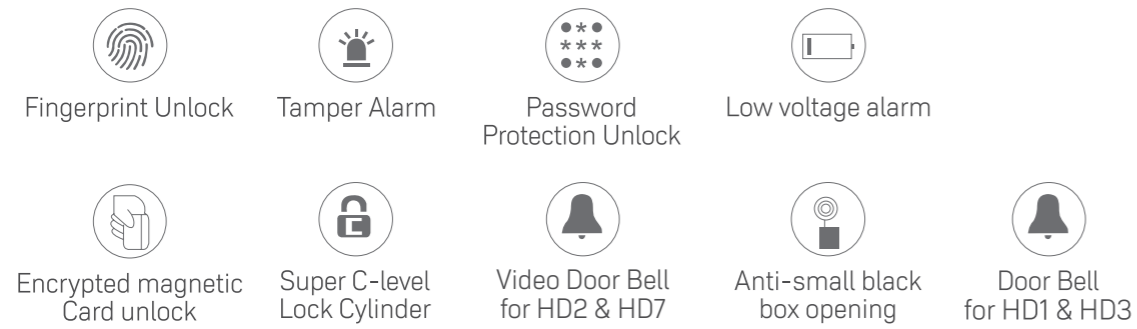
Fire Rated Rolling Shutters for underground car parking offer a secure, durable, and space-saving solution for residential properties. Made from high-quality materials, these shutters provide excellent protection against unauthorized access and harsh weather. Their sleek design and smooth operation enhance any parking area, ensuring convenience and peace of mind. Easy to install and low maintenance, Hörmann Fire Rated Rolling Shutters are perfect for safeguarding your underground car parking with a modern aesthetic.

Door Fittings

Digital Locks



COLOUR: Matt Black
UNLOCKING METHOD: Fingerprint, Password, Card swiping, Mechanical key




Hardware



Door Fittings

Door Handles



Premium Residential & DesignLine Wooden Door Size Wall Opening Chart				
Model	S No	Wall opening Sizes in mm	Size in CM	Size in Ft (Ft & Inches)
Entrance Door	1	1000 x 2100 mm	100 x 210	3' 3.4" x 6' 10.6"
	2	1000 x 2200 mm	100 x 220	3' 3.4" x 7' 2.6"
	3	1000 x 2400 mm	100 x 240	3' 3.4" x 7' 10.5"
	4	1050 x 2100 mm	105 x 210	3' 5.3" x 6' 10.6"
	5	1050 x 2200 mm	105 x 220	3' 5.3" x 7' 2.6"
	6	1050 x 2400 mm	105 x 240	3' 5.3" x 7' 10.5"
	7	1200 x 2100 mm	120 x 210	3' 7.3" x 6' 10.6"
	8	1200 x 2200 mm	120 x 220	3' 7.3" x 7' 2.6"
	9	1200 x 2400 mm	120 x 240	3' 11.3" x 7' 10.5"
Bedroom Door	1	1000 x 2100 mm	100 x 210	3' 3.4" x 6' 10.6"
	2	1000 x 2200 mm	100 x 220	3' 3.4" x 7' 2.6"
	3	1000 x 2400 mm	100 x 240	3' 3.4" x 7' 10.5"
	4	900 x 2100 mm	90 x 210	2' 11.4" x 6' 10.6"
	5	900 x 2200 mm	90 x 220	2' 11.4" x 7' 2.6"
	6	900 x 2400 mm	90 x 240	2' 11.4" x 7' 10.5"
Bathroom Door	1	750 x 2100 mm	75 x 210	2' 5.5" x 6' 10.6"
	2	750 x 2200 mm	75 x 220	2' 5.5" x 7' 2.6"
	3	750 x 2400 mm	75 x 240	2' 5.5" x 7' 10.5"
Balcony Door*	1	900 x 2100 mm	90 x 210	2' 11.4" x 6' 10.6"
	2	900 x 2200 mm	90 x 220	2' 11.4" x 7' 2.6"
	3	900 x 2400 mm	90 x 240	2' 11.4" x 7' 10.5"
LX1 - LX4	1	1000 x 2100 mm	100 x 210	3' 3.4" x 6' 10.6"
	2	1000 x 2200 mm	100 x 220	3' 3.4" x 7' 2.6"
	3	1000 x 2400 mm	100 x 240	3' 3.4" x 7' 10.5"
	4	1050 x 2100 mm	105 x 210	3' 5.3" x 6' 10.6"
	5	1050 x 2200 mm	105 x 220	3' 5.3" x 7' 2.6"
	6	1050 x 2400 mm	105 x 240	3' 5.3" x 7' 10.5"
	7	1200 x 2100 mm	120 x 210	3' 7.3" x 6' 10.6"
	8	1200 x 2200 mm	120 x 220	3' 7.3" x 7' 2.6"
	9	1200 x 2400 mm	120 x 240	3' 7.3" x 7' 10.5"
LX5	1	1400 x 2100 mm	140 x 210	4' 5.9" x 6' 10.6"
	2	1400 x 2200 mm	140 x 220	4' 5.9" x 7' 2.6"
	3	1400 x 2400 mm	140 x 240	4' 5.9" x 7' 10.5"
	4	1500 x 2100 mm	150 x 210	4' 9.2" x 6' 10.6"
	5	1500 x 2200 mm	150 x 220	4' 9.2" x 7' 2.6"
	6	1500 x 2400 mm	150 x 240	4' 9.2" x 7' 10.5"
LX6	1	1800 x 2100 mm	180 x 210	5' 9" x 6' 10.6"
	2	1800 x 2400 mm	180 x 240	5' 9" x 7' 10.5"

*Only for Premium Residential Door





Hörmann KG Amshausen, Germany



Hörmann KG Antriebstechnik, Germany



Hörmann KG Brandis, Germany



Hörmann KG Brockhagen, Germany



Hörmann KG Dissen, Germany



Hörmann KG Eckelhausen, Germany



Hörmann KG Freisen, Germany



Hörmann KG Ichtershausen, Germany



Hörmann KG Werne, Germany



Hörmann Alkmaar B.V., Netherlands



Hörmann Legnica Sp. z o.o., Poland



Hörmann Beijing, China



Hörmann Tianjin, China



Hörmann LLC, Montgomery IL, USA



Hörmann Flexon LLC, Burgettstown PA, USA



Hyderabad Plant, India



Jaipur Plant, India

RESIDENTIAL DOORS | COMMERCIAL DOORS | INDUSTRIAL DOORS | LOADING BAY TECHNOLOGY | PERIMETER CONTROL SYSTEMS



Shakti Hormann Pvt. Ltd.

H.No.2-67/1, Gagillapur, Dundigal Municipality,
Medchal (Malkajiri) District – 500 043,
Telangana, India

E: sales@shaktihormann.com
www.shaktihormann.com

+91 81422 36677



Platinum Rated Green Facility

HÖRMANN
An ISO 9001:2015, ISO 14001:2015 and
ISO 45001:2018 certified company